


XRD 3025

Industrial Flat Panel Detector



Superior Image Quality
High Dynamic Range

OVERVIEW

Varex Imaging XRD 3025 is the next generation of Varex Imaging's XRD family of Flat Panel X-ray Detectors (FPDs). The XRD 3025 series provides a superior 100 μm pixel resolution and frame rates up to 20 frames per second. Varex Imaging XRD 3025 supports a broad X-ray energy range with two available models, G-22 for 20 - 225 kV and G-45 for 20 - 450 kV energy range. XRD 3025 is available with several CsI or Gadox scintillator options. Rapid system integration is accomplished via Gigabit Ethernet data communication and integrated trigger and X-ray synchronization circuitry. A comprehensive software library for image acquisition and processing is also provided.

The wide energy range, variable frame rates and scintillator options allow the Varex Imaging XRD 3025 to meet the component requirements of industrial non-destructive testing, as well as life and physical science applications.¹

FEATURES AND BENEFITS

- 100 μm pixel pitch
- 3008 x 2512 pixel matrix
- 65,536 grey levels (16-bit ADC)
- Ultra high sensitivity
- 5.5 fps (1x1), 11 fps (2x2), 20 fps (4x4)
- Suitable for a wide range of X-ray energies
- Selectable gain setting
- Gigabit Ethernet interface

APPLICATIONS¹

- Industrial non-destructive testing
- 3D Cone Beam CT
- Metrology
- Scientific applications
- Industrial film replacement

Technical Specifications

SENSOR

Panel Single substrate amorphous silicon active TFT-diode array
 Scintillator Direct deposition CsI:Tl or various Gd₂O₂S:Tb (Gadox)
 Pixel Matrix 3004 × 2508 @ 100 μm pixel pitch
 Total Area 300 × 250 mm²

ELECTRONICS

Charge Amplifier . . . Low noise ASICs with six user selectable gain settings
 ADC 16-bit
 Read-out Modes

Matrix	Pixel (μm ²)	fps
3008 × 25012	100 × 100	5.5
1504 × 1256	200 × 200	11
752 × 628	400 × 400	20

HOUSING

	XRD 3025N-G22	XRD 3025N-G45
Length × Width	354 mm × 304 mm	354 mm × 304 mm
Thickness	26.5 mm	34.5 mm
Weight	9 kg	16 kg
Entrance Window	1 mm Al or carbon-fiber	1 mm Al or carbon-fiber
X-ray Shielding	up to 225 kV	up to 450 kV with external shielding

COMMUNICATIONS

Data I/F Gigabit Ethernet
 X-ray I/F Integrated Trigger control
 Software Support for 32 and 64 bit Windows® or Linux® OS

IMAGING PERFORMANCE

Typical MTF	cy/mm	CsI	Gadox
	1	80%	65%
	3	45%	22%
	5	23%	10%

Dynamic Range > 82 dB
 Typical Lag < 4% 1st frame

ENVIRONMENTAL

Temperature 0 – 40°C (operating), -10 – 55°C (storage)
 Humidity 30 – 70% RH (non-condensing)
 Vibration IEC/EN 60068-2-6 (10 – 150 Hz, 0.5 g)
 Shock IEC/EN 60068-2-27 (11 ms, 2 g)

POWER

Supply 100 – 240 VAC, 50/60 Hz, XRpad IPU-2
 Dissipation 25 W

REGULATORY

Standards IEC/EN 61010-1, UL/CSA 61010-1: 2012, EN 61326-1:2013
 Regulations RoHS

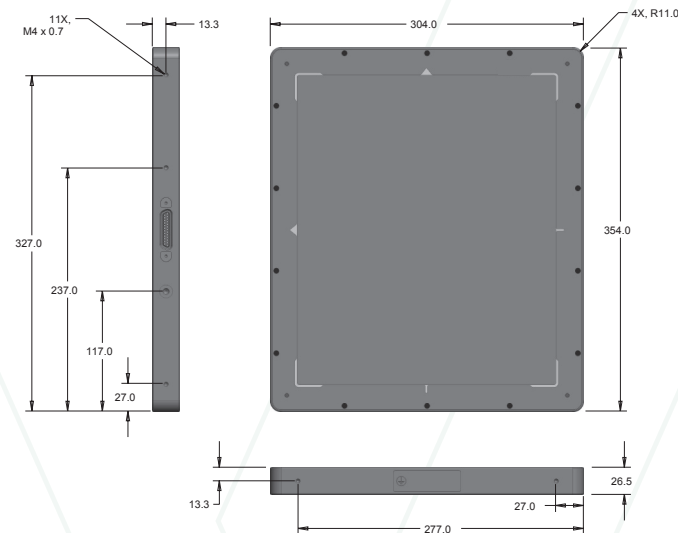
¹ Unless otherwise specified, Varex Imaging Flat Panel X-ray Detectors are components intended to be integrated into products by X-ray system manufacturers. System manufacturers are responsible for qualifying and validating their products for their intended uses and meeting all applicable regulatory requirements.

Contents in this document are subject to change without notice.

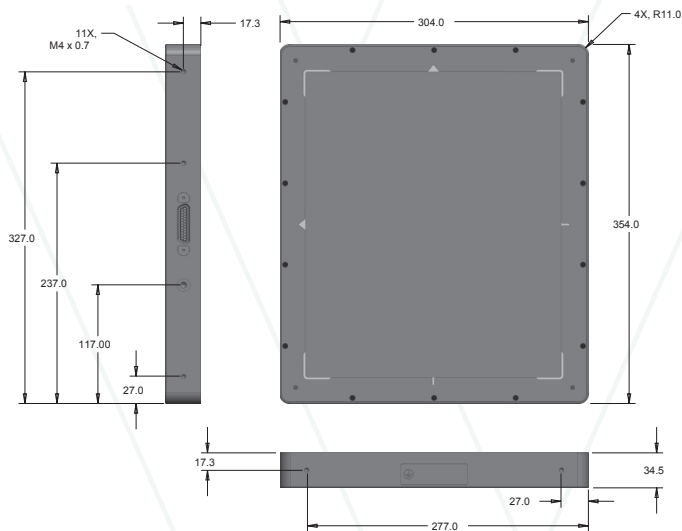
MECHANICAL CHARACTERISTICS

(Dimensions in mm)

XRD 3025N-G22



XRD 3025N-G45



Varex Imaging Corporation

USA

HEADQUARTERS
 Salt Lake City, UT
 P: +1-801-972-5000

Santa Clara, CA
 P: +1-844-726-8228

For a complete listing of our global offices, visit www.vareximaging.com

Germany

Walluf
 P: +49-6123-971-300

United Kingdom

London
 P: +44-20-7148-3107

China

Wuxi
 P: +86 510 8592-9201

©2017 Varex Imaging Corporation. All Rights reserved. Production of any of the material contained herein in any format or media without the express written permission of Varex Imaging Corporation is prohibited.